


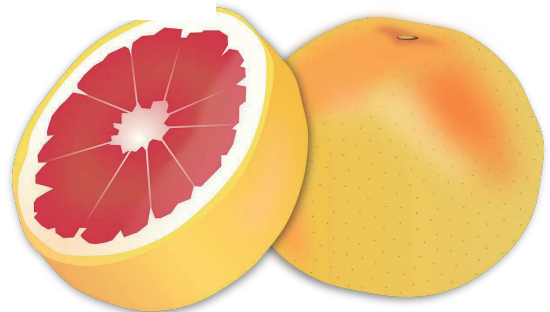



Gæt en frugt!

2 x 36

danske og ukrainske ordkort




Om udgivelsen

Tak fordi du hentede mit materiale.
Jeg håber du og dine elever kan få glæde af det.
"Gæt en frugt" er udarbejdet
af Kirsten Bach.

Har du spørgsmål til materialet er du velkommen til at
skrive til mig på
post@madambachsforlag.dk

Læs mere om alle mine materialer på
<https://www.facebook.com/Bachsapps/>



Al kopiering, analogt og digitalt, af dette materiale eller
dele deraf er tilladt i henhold til
undervisningsinstitutionens aftale med
CopyDan Tekst & Node.

Kopiering, der går ud over begrænsningsreglerne i aftalen
med CopyDan Tekst & Node, kan alene finde sted efter
forudgående aftale med licensgiver.

Illustrationerne er hentet på pixabay.com

Om "Gæt en frugt"

Eleverne går sammen i en mindre gruppe på 2-4 elever.

En af eleverne starter med at trække et af kortene uden at se billedet på forsiden. Eleven sætter bagsiden op mod panden.



Nu må kortholderen stille spørgsmål til de andre i gruppen for at opklare, hvilken frugt, billedet i panden forestiller.

De andre må kun svare med ja eller nej.


Kortholderen bliver ved at spørge, indtil han/hun har gættet frugten.

(Man kan også på forhånd aftale, hvor mange spørgsmål man max. har pr. "kortholder-gang".)


Herefter er det en ny fra gruppen, som skal trække et kort, sætte det i panden og stille spørgsmål.

Andre anvendelsesmuligheder


- **Vendespil** - lav 2 sæt af kortene eller et sæt danske og et sæt ukrainske kort
- **Hente-diktat** - kortene ligger med bagsiden opad på et bord et stykke fra elevens plads. Han/hun går hen og trækker et kort - ser på ordet - går tilbage til sin plads og skriver ordet i sit hæfte eller på sin mobil/tablet/computer.
- **Variationer af hente-diktat** - Kun første bogstav i ordet skrives, -Kun vokalerne i ordet skrives, - Kun antal stavelser skrives osv...
- **Mime konkurrence** - 2 hold - På skift skal en elev fra hvert hold efter tur trække et frugtkort og mime frugten for sit hold. Holdet får 1 point når frugten er gættet indenfor en forudbestemt tidsgrænse.
- Variation** - Når frugten er gættet skal holdet også stave frugt-ordet for at få point.




ci-tron




jord-bær




me-lon




nek-ta-rin




kir-se-bær



a-na-nas




æb-le



ap-pel-sin



ba-nan




sol-bær




man-da-rin




blom-mer



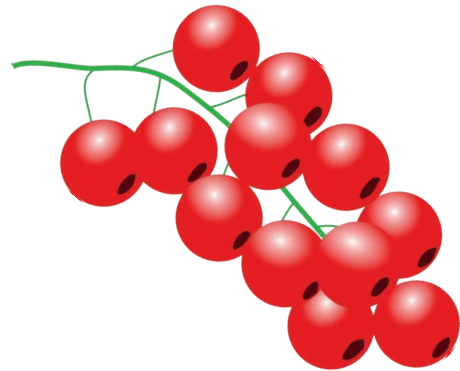
ki-wi-frugt



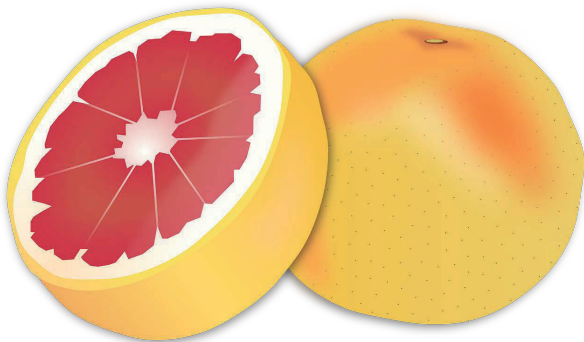
pæ-re




blå-bær



ribs



gra-pe-frugt



dru-er



stik-kels-bær



ko-kos-nød



fer-sken



a-na-nas-kir-se-bær



gra-nat-æb-le



lime-frugt




po-me-lo



a-bri-ko-ser



sha-ron




stjer-ne-frugt




fi-gen



lit-schi




gra-vi-o-li



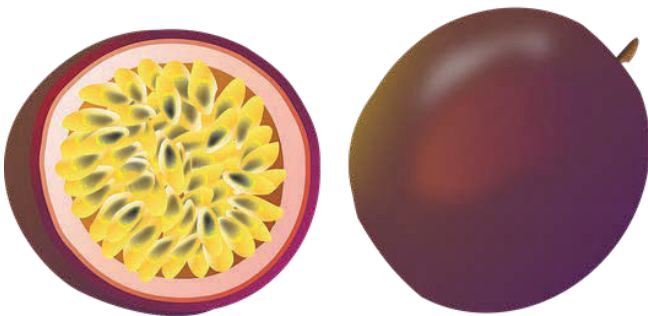
pa-pa-y-a



ram-bu-tan



man-go-sten




pas-si-ons-frugt




dra-ge-frugt


Ordkort med ukrainske ord




ЛИМОН




ПОЛУНИЦЯ




ДИНЯ




НЕКТАРИН




ВИШНЯ



АНАНАС




яблуко



помаранчевий



банан




чорна смородина




мандарин




сливи



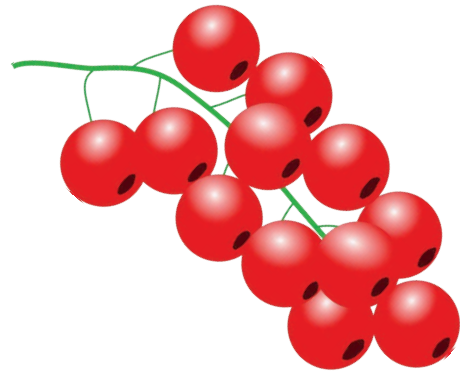
ківі



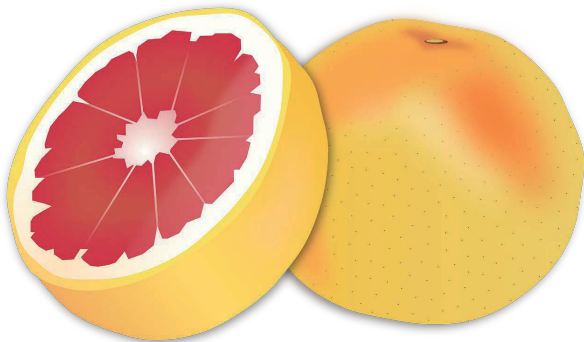
груша




чорниця



ребра



грейпфрут




виноград



агрус



КОКОС



персик



ВИШНІ ананаса



гранат



ВАПНО




грейпфрут



абрикоси



фрукти Шарон




зірка фруктів




рис



лічи




гравіолі



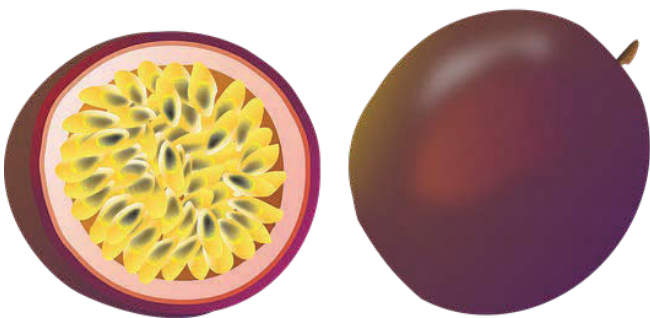
папайя



рамбутан



мангостан



Маракуйя



плід дракона