

2

men

2

2

som

2

2

deres

2

3

hen

3

3

mere

3

3

stor

3

4

det

4

4

hende

4

4

mig

4

2

store

2

2

dig

2

3

her

3

3

min

3

3

så

3

4

dog

4

4

hjem

4

4

mod

4

2

tid

2

2

du

2

3

hun

3

3

mon

3

3

til

3

4

efter

4

4

hvad

4

4

må

4

2

tog

2

2

eller

2

3

hver

3

3

ned

3

3

ud

3

4

en

4

4

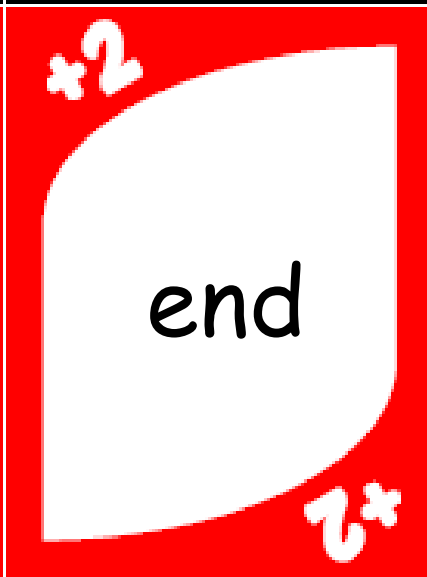

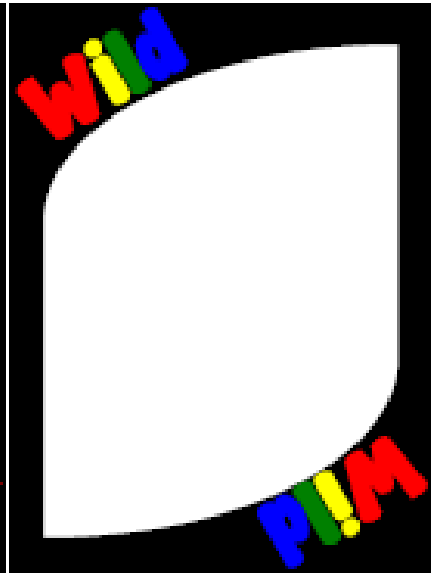


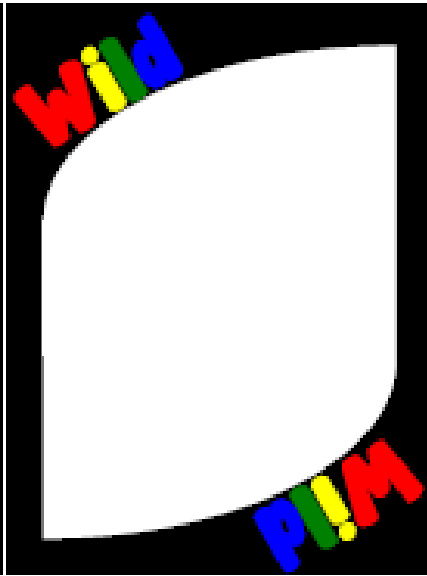

hvis

4

4

nej

4



noget

A yellow card with a white rounded rectangle in the center containing the word "noget". In the top-left and bottom-right corners of the yellow background, there are two white arrows pointing away from each other.

var

A yellow card with a white rounded rectangle in the center containing the word "var". In the top-left and bottom-right corners of the yellow background, there are two white multiplication symbols ($\times 2$).

er

A yellow card with a white rounded rectangle in the center containing the word "er". In the top-left and bottom-right corners of the yellow background, there are two white prohibition signs (a circle with a diagonal slash).

igen

A green card with a white rounded rectangle in the center containing the word "igen". In the top-left and bottom-right corners of the green background, there are two white arrows pointing away from each other.

nok

A green card with a white rounded rectangle in the center containing the word "nok". In the top-left and bottom-right corners of the green background, there are two white multiplication symbols ($\times 2$).

ved

A green card with a white rounded rectangle in the center containing the word "ved". In the top-left and bottom-right corners of the green background, there are two white prohibition signs (a circle with a diagonal slash).

et

A blue card with a white rounded rectangle in the center containing the word "et". In the top-left and bottom-right corners of the blue background, there are two white arrows pointing away from each other.

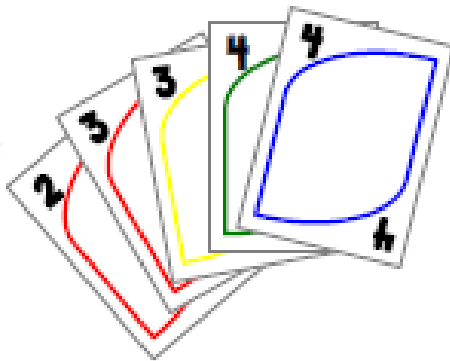
ikke

A blue card with a white rounded rectangle in the center containing the word "ikke". In the top-left and bottom-right corners of the blue background, there are two white multiplication symbols ($\times 2$).

nu

A blue card with a white rounded rectangle in the center containing the word "nu". In the top-left and bottom-right corners of the blue background, there are two white prohibition signs (a circle with a diagonal slash).


How To Play



Hver spiller skal have 5 kort, resten lægges på bordet i en bunke med bagsiden op. Vend første kort i bunken. første spiller skal nu matche enten farve eller nummer på det kort. For at lægge sit kort ud skal spilleren læse ordet på kortet. Så er det næste spillers tur.

Special Cards:

- +2: næste spiller trækker to kort fra bunken
- pile: skifter retning
- skilt: springer over næste spiller
- wild: spilleren vælger ny farve



Hvis en spiller ikke kan matche kortet på bordet, skal han/hun trække et kort fra bunken. Når man lægger sin andet sidste kort skal man sige "UNO", ellers skal man trække to nye kort fra bunken.