



Muslingeskaller



VILKÅR FOR BRUG

Tusind tak, for at downloade mit materiale.



Jeg håber, at du bliver glad for det. Dette materiale er udarbejdet af Michelle Jønsen og udgivet på Bubbleminds.dk. Hvis du har spørgsmål vedrørende materialet er du velkommen til at kontakte mig på mail: mkunivers@hotmail.com eller på Instagram: [michelleskreativeunivers](https://www.instagram.com/michelleskreativeunivers)

Dette materiale er nu dit. Du må printe det til eget brug - og naturligvis gerne kopiere til din egen undervisning. Men du må IKKE lave fildeling eller udlevere kopier til dine kollegaer og venner.

Al kopiering, analogt og digitalt, af dette materiale eller dele deraf er tilladt i henhold til undervisningsinstitutionens aftale med Copydan Tekst & Node. Kopiering, der går ud over begrænsningsreglerne i aftalen med Copydan Tekst & Node, kan alene finde sted efter forudgående aftale med licensgiver.



Materialet er udarbejdet i Canva, hvor også illustrationer og billeder er fra.





Mine skaller


Mine skaller




"Mine skaller" kan bruges på flere måder. Du kan bruge det som klippe klistre, eller du kan laminere begge sider og klippe skallerne ud, hvorefter barnet så kan matche formerne mange gange.

Sy i skallen




Print siden ud og laminér. Lav huller i alle de hvide prikker med en hulmaskine. Gør en børnevenlig nål klar med hvidt eller blåt garn, og lad barnet øve sig.



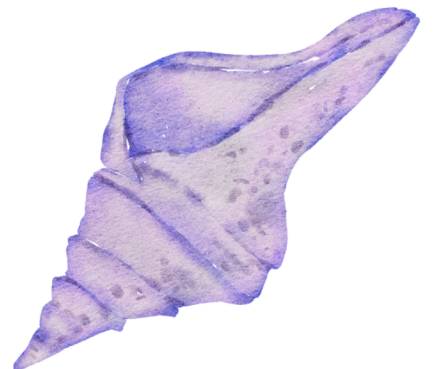
Domino spil - print, laminér og klip ud



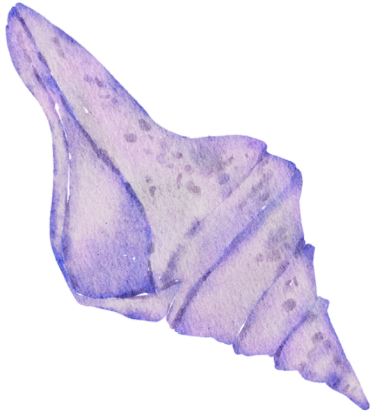
© Michelles Kreative Univers




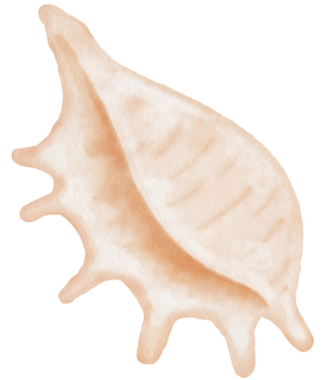
© Michelles Kreative Univers





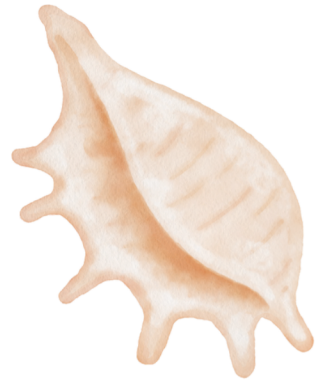
Domino spil - print, laminier og klip ud



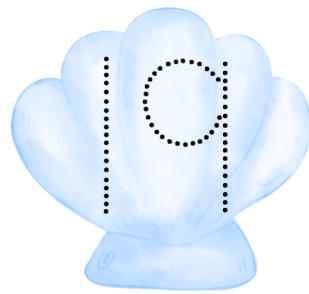


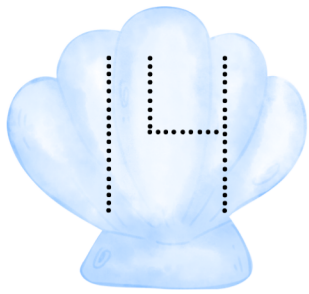





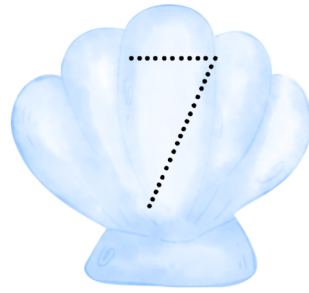



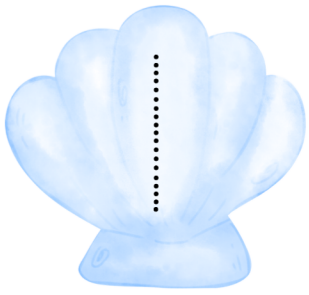
© Michelles Kreative Univers



© Michelles Kreative Univers







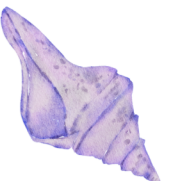
Skriv tallene 1-20



Tæl skallerne

Tæl skallerne og sæt ring om det rigtige tal




| | | | | |
|---|---|---|---|---|
|  | 1 | 2 | 3 | 4 |
|  | 1 | 2 | 3 | 4 |
|  | 1 | 2 | 3 | 4 |
|  | 1 | 2 | 3 | 4 |

Blåmuslingen



Blåmuslingen er den mest almindelige muslingeart i Danmark. De kan leve op til 8 år, og lever i tætte bestande. Man kan godt spise blåmuslinger. De er faktisk rigtig sunde og fyldt med vitaminer, mineraler og sunde fedtstoffer. Der fiskes og opdrættes blåmuslinger i Limfjorden.

Blåmuslinger tilhører filtratorer, som betyder at de filtrere vandet for føde. De har to åbninger bagtil som kaldes for sifoner eller ånderør. Igennem dem suger muslinger vandet ind og ud og sortere fødepartiklerne.



Blåmuslingen



Sæt kryds

JA

NEJ

Kan man spise blåmuslinger?

Kan de leve i over 10 år?

Lever blåmuslinger i Limfjorden?

Har blåmuslinger 3 åbninger bagtil?

