

Stjerneløb

- Det hemmelige alfabet

3



| | | |
|--|--|--|
| | | |
|--|--|--|

Udarbejdet af Mette Bjørn-Breindahl

Aktiviteten:

Posterne kan bruges enten som hentediklat, gå til cirkel eller stjerne løb.

Forberedelse: Siderne printes i duplex, så er der bagside på alle siderne og de kan nemt finde på plads, når der ryddes op eller sider bliver væk

Selve aktiviteten: Svararket med billederne
Eleven ankommer til posten. På post 1 er der en Løve, en iglo, en mus. Eleven skal finde forlyden af de tre ord og sætte dem sammen til et ord. L = løven, I = Iglo, M = Mus. Ordet der er blevet fundet frem til er LIM. På svararket er der en lim. Her skrives et 1 tal for post 1.

Alternativet: Svararket med tal
Fremgangsmetoden er den samme. Her findes også frem til LIM. Der skrives så LIM ved nummer 1 på svararket.

Posterne kan bruges på følgende aktiviteter:

Hentediklat: Alle posterne spredes over et passende område. Hver elev har en svarark, som de placerer et fast sted. Alle børn er i gang samtidig. Eleven løber nu og finder en post.


Gå til cirkel Fin aktivitet indendørs og gerne på en lang gang. Posterne lægges i hver deres hulhopring, ved få hulhopringe kan der sagens være flere i en cirkel Eleverne går rundt med deres svarark og en blyant og løser opgaverne.

Stjerne løb: Der laves huller i alle poster og posterne hænges op på et passende område. Eleven får et svarark og løber nu med arket rundt i området. Herefter svares der på plusstykkerne og der skrives resultatet ved den rigtige ting



Al kopiering, analogt og digitalt, af dette materiale eller dele deraf er tilladt i henhold til undervisningsinstitutionens aftale med Copydan Tekst & Node. Kopiering, der går ud over begrænsningsreglerne i aftalen med Copydan Tekst & Node, kan alene finde sted efter forudgående aftale med licensgiver


Udarbejdet af Mette Bjørn-Breindahl.
Kontakt: metteeriksen@yahoo.com
Instagram: [mbb_skolelaerer](https://www.instagram.com/mbb_skolelaerer)
Billederne er fundet på www.pixabay.com

1



2





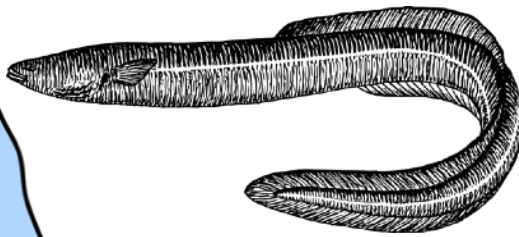




3






4







5








6






7




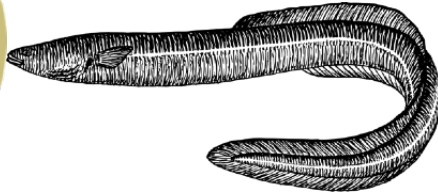




8






9







10








11








12









13





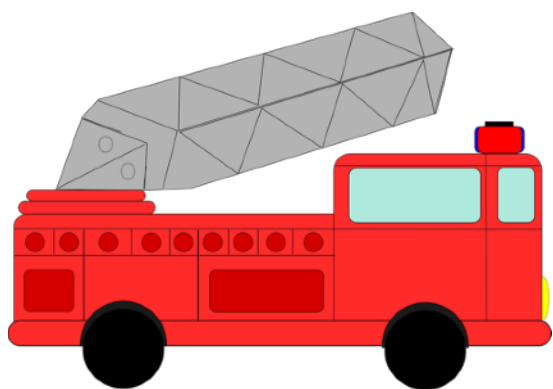


14





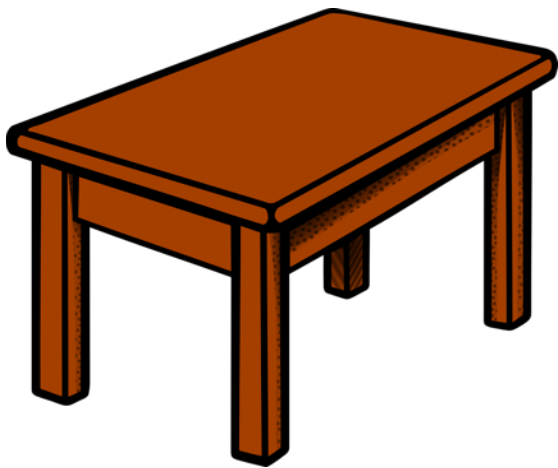



15









16





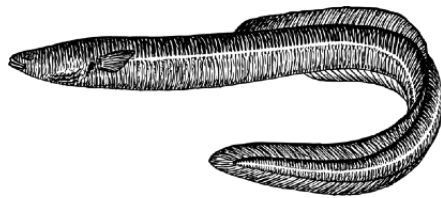


17









18






19



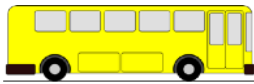
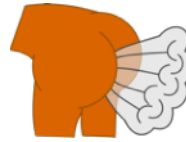


20






Hentediktat



Navn: _____



Svar - Hentediktat

| | | | |
|---|----|--|----|
|  | 6 |  | 17 |
|  | 18 |  | 5 |
|  | 11 |  | 16 |
|  | 7 |  | 2 |
|  | 14 |  | 8 |
|  | 3 |  | 12 |
|  | 15 |  | 20 |
|  | 1 |  | 19 |
|  | 10 |  | 4 |
|  | 13 |  | 9 |


Navn: _____



Hentediktat

| | |
|-----------|-----------|
| 1 | 11 |
| 2 | 12 |
| 3 | 13 |
| 4 | 14 |
| 5 | 15 |
| 6 | 16 |
| 7 | 17 |
| 8 | 18 |
| 9 | 19 |
| 10 | 20 |

Navn: _____



Svar - Hentediktat

| | | | |
|----|-----|----|-----|
| 1 | lim | 11 | mis |
| 2 | lys | 12 | tal |
| 3 | bus | 13 | ufo |
| 4 | bål | 14 | kål |
| 5 | fis | 15 | bøf |
| 6 | hus | 16 | bil |
| 7 | sol | 17 | ulv |
| 8 | mus | 18 | gås |
| 9 | nål | 19 | itu |
| 10 | lyn | 20 | gal |

Navn: _____



