

1<sup>st</sup>

first

2<sup>nd</sup>

second

3<sup>rd</sup>

third

4<sup>th</sup>

fourth

5<sup>th</sup>

fifth

6<sup>th</sup>

sixth

7<sup>th</sup>

seventh

8<sup>th</sup>

eighth

9<sup>th</sup>

ninth

10<sup>th</sup>

tenth

11<sup>th</sup>

eleventh

12<sup>th</sup>

twelfth

13<sup>th</sup>

thirteenth

14<sup>th</sup>

fourteenth

15<sup>th</sup>

fifteenth

16<sup>th</sup>

sixteenth

17<sup>th</sup>

seventeenth

18<sup>th</sup>

eighteenth

19<sup>th</sup>

nineteenth

20<sup>th</sup>

twentieth

21<sup>st</sup>

twenty-first

22<sup>nd</sup>

twenty-second

23<sup>rd</sup>

twenty-third

24<sup>th</sup>

twenty-fourth

25<sup>th</sup>

twenty-fifth

26<sup>th</sup>

twenty-sixth

27<sup>th</sup>

twenty-seventh

28<sup>th</sup>

twenty-eighth

29<sup>th</sup>

twenty-ninth

30<sup>th</sup>

thirtieth

31<sup>st</sup>

thirty-first

January

February

March

April

May

June

July

August



September

October

November

December

Monday

Tuesday

Wednesday

Thursday

Friday

Saturday

Sunday

one

two

three

four

five

six

seven

eight

nine

ten

eleven

twelve


thirteen

fourteen

fifteen

Blank rectangular box for writing or drawing.

Spring





SUMMER



Winter



FALL


Autumn



sunny  
hot



windy



rainy




snowy



overcast

cloudy



stormy



# hail



# foggy



Jeg bruger laminarer disse og klipper dem fra hinanden. Herefter sætter jeg magnet-tape bagpå ell. bruger sticky-tack/klæbemasse/"elefantsnot". Vi starter hver engelsktime med at tale om dag, dato, måned, år, årstid og vejret.

Jeg har sorteret alle dage, datoer, måneder, osv. hver for sig, og så får eleverne på skift en pose, som de så skal vælge dag, dato, måned osv. ud fra og sætte fast på tavlen.

Desuden kan der arbejdes med forskellen på ordenstal og mængdetal.

Created by: Kirsten F.S. McWey, July 2016

Images by: Open Clipart